

Conference Platform : Manual Guide &

**How to Create your E-poster to be
published at the Conference platform**



Step 1 : Log In

Log in at the event

35th ECIS 2021 - Conference of the European Colloid & Interface Society

Not Registered? [SIGN-UP HERE](#)

OR

Please Login



Login

[Forgot your password or Request a new one?](#)

Step 2 : Select from the right top menu → ABSTRACTS

[HOME](#)

[ABSTRACTS](#)

[ACCOMODATION](#)






tm



Step 3 : Choose the Abstract you wish to create E-poster

Published Abstracts [My Abstracts](#)

	ID	Name	Authors	STATUS	Topics	Created At	
	2403	dokimi oral 2	thafk knknk	APPROVED	ΧΩΡΙΣ ΕΠΙΛΟΓΗ	2021-06-14 15:52:06	
	2402	dokimi test oral	thanos marinigloy	REJECTED	ΧΩΡΙΣ ΕΠΙΛΟΓΗ	2021-06-14 15:50:52	

When your abstract opens scroll down to the end of the page

Step 4 : Create your E-poster

Upload thumbnail for your published abstract



Drop your files here or
[Browse](#)

Max File Size: 100MB

The filename should be in latin and to not contain any spaces, or other illegal characters (*, /, ?, +, etc).

Submit published files

Drag and drop an image (png or jpg file), that will be the cover of your E-POSTER! (use a screenshot of your Eposter or any image you prefer as a cover)

Submit your files to published

Check the next page to see a sample of a published Eposter.

Upload the file of your published abstract



Drop your files here or
[Browse](#)

Max File Size: 100MB

The filename should be in latin and to not contain any spaces, or other illegal characters (*, /, ?, +, etc).

Drag and drop your POSTER in a PDF FILE !!

